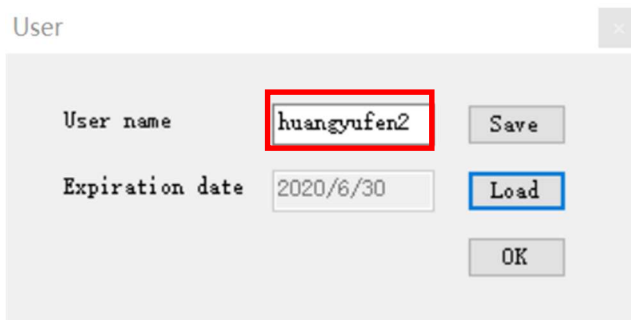


Installation Instruction

1, Run "Hexnovo calc setup"

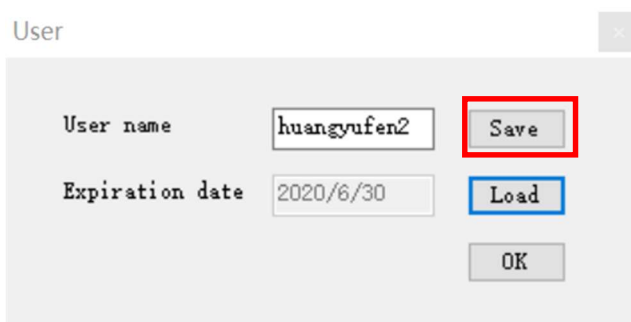
2, Input user name



The screenshot shows a 'User' dialog box with a close button (X) in the top right corner. It contains two input fields: 'User name' with the text 'huangyufen2' and 'Expiration date' with the text '2020/6/30'. To the right of the 'User name' field is a 'Save' button, and to the right of the 'Expiration date' field is a 'Load' button. At the bottom center is an 'OK' button. A red rectangular box highlights the 'User name' field.

3, Save the registration information

Click "Save", save "*.uif" file.



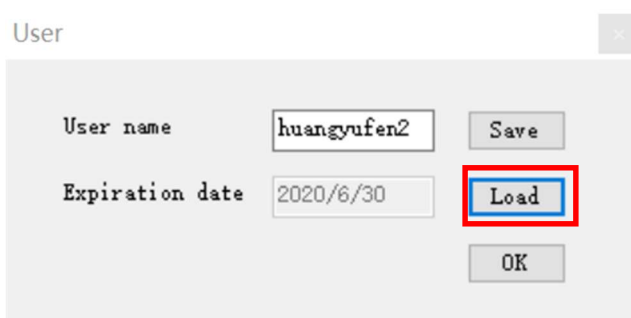
This screenshot is identical to the previous one, but the 'Save' button is now highlighted with a red rectangular box.

4, Send the following registration information to: sales@hexnovo.com

- a, File "*.uif"
- b, Name
- c, Company,
- d, Telephone,
- e, Mail address

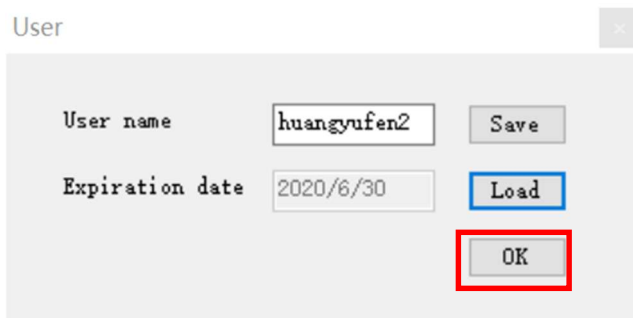
5, Load the registration file

Load the file "*.lic" from admin



This screenshot is identical to the previous ones, but the 'Load' button is now highlighted with a red rectangular box.

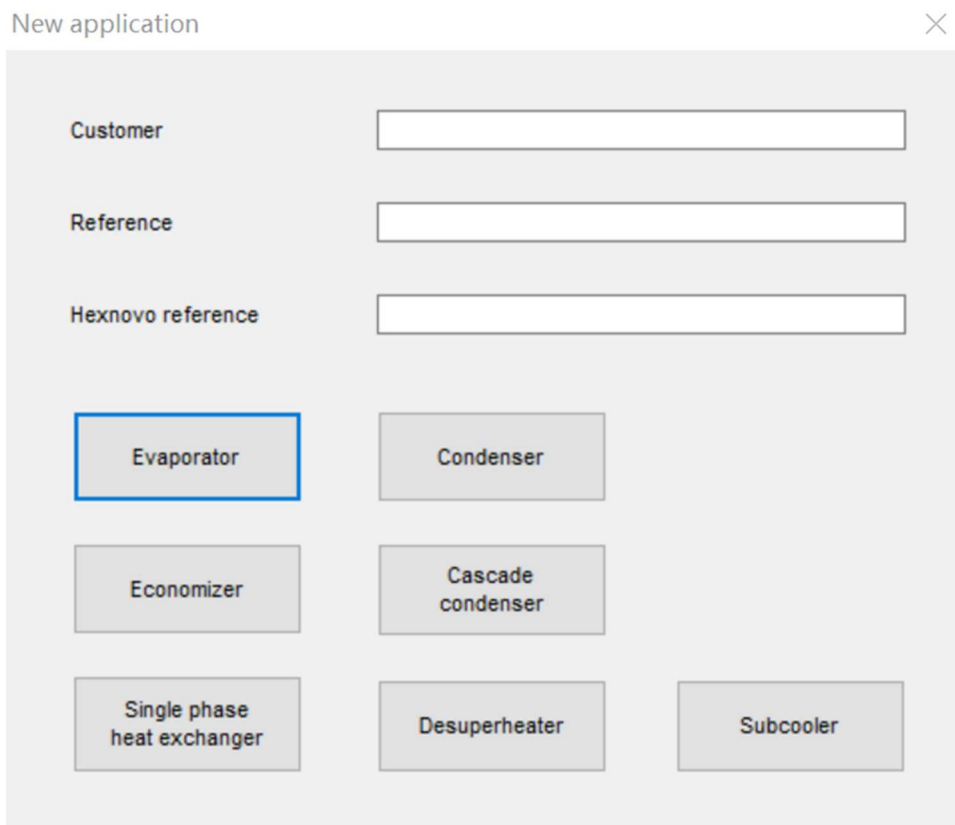
6, Click "OK", installation is completed



A dialog box titled "User" with a close button (X) in the top right corner. It contains two input fields: "User name" with the text "huangyufen2" and "Expiration date" with the text "2020/6/30". To the right of the "User name" field is a "Save" button. To the right of the "Expiration date" field is a "Load" button. Below the "Load" button is an "OK" button, which is highlighted with a red rectangular border.

7, Function of the soft

- 1) The soft can run the calculations with brazed and gasket plate heat exchangers
- 2) Seven calculation molds:



A dialog box titled "New application" with a close button (X) in the top right corner. It contains three input fields: "Customer", "Reference", and "Hexnovo reference". Below these fields are seven buttons arranged in three rows: "Evaporator" (highlighted with a blue border), "Condenser", "Economizer", "Cascade condenser", "Single phase heat exchanger", "Desuperheater", and "Subcooler".

8, If you have any help, please contact::

Hexnovo (shanghai) Heat Exchanger Co.,Ltd
Add: 1A-615, 120 Hongjing Road, 201103, Shanghai
Tel: 021-61150465
Mail: sales@hexnovo.com
Website: www.hexnovo.com